


HOW TO INSTALL CHURCH CENTER APP ON YOUR MAC/APPLE /IOS/DEVICE:

Open the App store:



In the search bar type, "Church Center"

The CHURCH CENTER app icon looks like this.



It is FREE.

Hit the **GET** button. After install is complete—Open App—choose GET STARTED

Select Use Location:

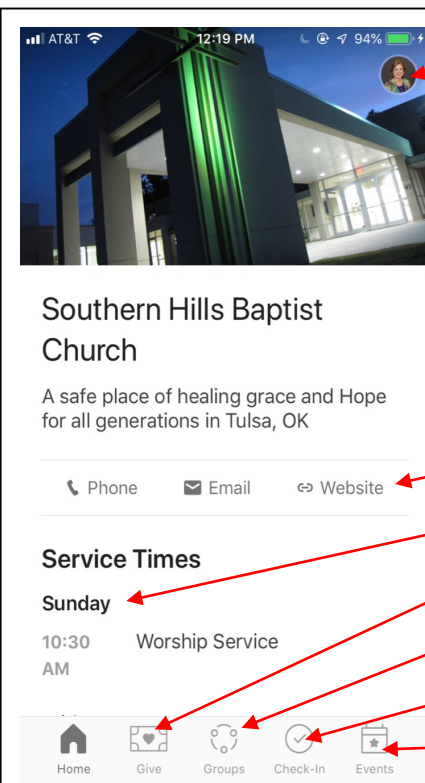
A list of local churches will appear— choose **Southern Hills Baptist Church** (you should see our church logo) 

Choose our church and follow the prompts to view/set up /access your information.

(they will send your cell phone a six digit authentication code to enter to complete your set up)


Need help? Email info@shbctulsa.org

How you can use your new Church Center Application - on this one app you are easily able to Connect to your SHBC church profile and see:



- Click on the round **profile button**, then the arrow to the right of your name, add/ update a profile pic, update your phone, e-mail address, etc. (make changes and then hit the update button—top right)
- In your profile you can also view your personal giving record. Events you have registered for and set up payment methods, manage your household member list, etc.
- Phone, Email** or view **website** here.
- Service times** for Sunday & Friday (scroll down)
- Give** via checking account or debit/credit card (one time and recurring options)
- See **Groups** you are in—view group resources, group members, contact leaders
- Check-in** your children
- Register for **Events** here.

INSTALL CHURCH CENTER APP ON WINDOWS COMPUTER OR **ANDROID** DEVICE:

Open the App store: 

In the search bar type, “**Church Center**”

The CHURCH CENTER app icon looks like this.



It is FREE.

Hit the **GET** button. After install is complete—Open App—choose GET STARTED

Select Use Location:

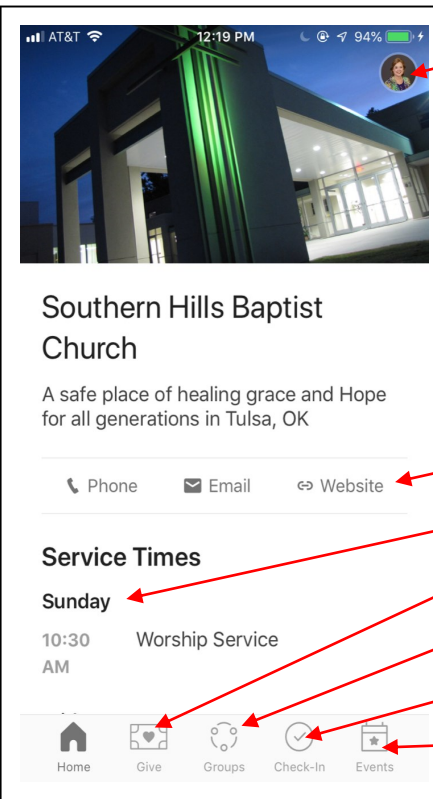
A list of local churches will appear— choose **Southern Hills Baptist Church** (you should see our church logo) 

Choose our church and follow the prompts to view/set up /access your information.

(they will send your cell phone a six digit authentication code to enter to complete your set up)

Need help? Email us at
info@shbctulsa.org

How you can use your new Church Center Application - on this one app you are easily able to Connect to your SHBC church profile and see:



- Click on the round **profile button**, then the arrow to the right of your name, add/ update a profile pic, update your phone, e-mail address, etc. (make changes and then hit the update button—top right)

In your profile you can also view your personal giving record. Events you have registered for and set up payment methods, manage your household member list, etc.
- Phone, Email** or view **website** here.
- Service times** for Sunday & Friday (scroll down)
- Give** via checking account or debit/credit card (one time and recurring options)
- See **Groups** you are in—view group resources, group members, contact leaders
- Check-in** your children
- Register for **Events** here.